

SEP 27 1983

VIRGINIA

COMMONWEALTH OF VIRGINIA  
**OFFICIAL ELECTION RESULTS**  
**1982**

**GENERAL & SPECIAL ELECTIONS**

November 2, 1982

UNITED STATES SENATOR

MEMBERS OF CONGRESS

MEMBERS OF HOUSE OF DELEGATES

PROPOSED AMENDMENTS TO THE CONSTITUTION

**PRIMARY ELECTIONS**

June 8, 1982

MEMBER OF CONGRESS, TENTH DISTRICT

**SPECIAL PRIMARY ELECTIONS**

September 7, 1982

MEMBERS OF HOUSE OF DELEGATES

**SPECIAL ELECTIONS**

December 28, 1982

SENATE OF VIRGINIA, SECOND DISTRICT

January 11, 1983

SENATE OF VIRGINIA, THIRTY-NINTH DISTRICT

HOUSE OF DELEGATES, SEVENTIETH DISTRICT

HOUSE OF DELEGATES, NINETY-FIFTH DISTRICT






Compiled From Official Records By

JOAN S. MAHAN  
Secretary of the State Board of Elections

<b>28th Legislative District</b>		Total Votes Cast For Office	• I. Clinton Miller (R)	Write-In Votes
Page .....		↓	3,202	2
Rockingham (part) .....			1,096	1
Shenandoah .....			6,403	
TOTAL .....		10,704	*10,701 99.9	3
<b>29th Legislative District</b>			• Alson H. Smith, Jr. (D)	Write-In Votes
Frederick .....		↓	5,710	1
Winchester .....			3,774	5
TOTAL .....		9,490	*9,484 99.9	6
<b>30th Legislative District</b>			• George P. Beard, Jr. (R)	Write-In Votes
Culpeper (part) .....		↓	3,373	6
Greene .....			1,031	1
Madison .....			2,379	7
Orange .....			2,961	2
TOTAL .....		9,760	*9,744 99.8	16 .1

• Denotes incumbent

\* Denotes member elected

31st Legislative District	Total Votes Cast For Office		•Raymond R. “Andy” Guest, Jr. (R)		Write-In Votes
Clarke .....			1,823		3
Culpeper (part) .....			571		1
Fauquier (part) .....			1,713		
Rappahannock .....			1,426		6
Warren .....			3,448		2
TOTAL .....	8,993		*8,981		12
Percentage of Vote .....			99.8		.1
32nd Legislative District		Donald W. Patterson, Jr. (D)	•Kenneth B. Rollins (R)		Write-In Votes
Fauquier (part) .....		2,162	1,927		
Loudoun (part) .....		4,284	5,592		
TOTAL .....	13,965	6,446	*7,519		
Percentage of Vote .....		46.1	53.8		
33rd Legislative District		Marie W. Ridder (D)	•Robert T. Andrews (R)		Write-In Votes
Fairfax County (part) .....		3,788	5,376		
Loudoun (part) .....		2,271	2,460		
TOTAL .....	13,895	6,059	*7,836		
Percentage of Vote .....		43.6	56.3		

•Denotes incumbent

\*Denotes member elected

34th Legislative District	Total Votes Cast For Office	Joseph W. McDonald (D)	•Vincent F. Callahan, Jr. (R)	Write-In Votes
Fairfax County (part) .....	↓	5,615	9,066	
Falls Church.....		1,535	1,847	
TOTAL .....	18,063	7,150	*10,913	
Percentage of Vote .....		39.5	60.4	
35th Legislative District		•Dorothy S. McDiarmid (D)	James N. Burroughs (R)	Write-In Votes
Fairfax County (part) .....	↓	8,865	6,355	2
TOTAL .....	15,222	*8,865	6,355	2
Percentage of Vote .....		58.2	41.7	
36th Legislative District		•Kenneth R. Plum (D)	M. F. “Frank” Ruppert (R)	Write-In Votes
Fairfax County (part) .....	↓	10,025	5,468	
TOTAL .....	15,493	*10,025	5,468	
Percentage of Vote .....		64.7	35.2	

•Denotes incumbent

\*Denotes member elected

<b>37th Legislative District</b>		Total Votes Cast For Office	James W. Benson (D)	Stephen E. Gordy (R)	Write-In Votes
Fairfax County (part) .....		↓	4,633	5,670	14
Fairfax City .....			2,903	2,604	5
<b>TOTAL</b> .....		15,829	7,536	*8,274	19
Percentage of Vote .....			47.6	52.2	.1
<b>38th Legislative District</b>			Nora Anderson Squyres (D)	•Gwendalyn F. (Gwen) Cody (R)	Write-In Votes
Fairfax County (part) .....		↓	*8,529	8,349	3
<b>TOTAL</b> .....		16,881	8,529	8,349	3
Percentage of Vote .....			50.5	49.4	
<b>39th Legislative District</b>			•Vivian E. Watts (D)	Eric G. Mansfield, Jr. (R)	Write-In Votes
Fairfax County (part) .....		↓	10,337	5,991	
<b>TOTAL</b> .....		16,328	*10,337	5,991	
Percentage of Vote .....			63.3	36.6	

•Denotes incumbent

\*Denotes member elected

<b>40th Legislative District</b>		Total Votes Cast For Office	C. J. "Brad" Bradshaw (D)	•Robert E. "Bob" Harris (R)	Write-In Votes
Fairfax County (part) .....		↓	4,807 506	8,421 792	
Prince William (part) .....					
TOTAL .....		14,526	5,313 36.5	*9,213 63.4	
Percentage of Vote .....					
<b>41st Legislative District</b>				•James H. (Jim) Dillard II (R)	Write-In Votes
Fairfax County (part) .....		↓		9,953	19
TOTAL .....		9,972		*9,953 99.8	19 .1
Percentage of Vote .....					
<b>42nd Legislative District</b>			Mark L. Glaser (D)	•Warren E. Barry (R)	Write-In Votes
Fairfax County (part) .....		↓	4,776	7,930	
TOTAL .....		12,706	4,776 37.5	*7,930 62.4	
Percentage of Vote .....					

•Denotes incumbent

\*Denotes member elected

<b>43rd Legislative District</b>		Total Votes Cast For Office	•Gladys B. Keating (D)	Douglas E. "Doug" Brown (R)	Write-In Votes
Fairfax County (part) .....		↓	7,621	4,831	1
TOTAL .....		12,453	*7,621 61.1	4,831 38.7	1
Percentage of Vote .....					
<b>44th Legislative District</b>			David L. (Dave) Temple, Jr. (D)	•Frank Medico (R)	Write-In Votes
Fairfax County (part) .....		↓	7,189	9,147	
TOTAL .....		16,336	7,189 44.0	*9,147 55.9	
Percentage of Vote .....					
<b>45th Legislative District</b>			•Marian A. Van Landingham (D)	Linda H. Michael (R)	Write-In Votes
Alexandria (part) .....		↓	9,030	6,135	
TOTAL .....		15,165	*9,030 59.5	6,135 40.4	
Percentage of Vote .....					

•Denotes incumbent

\*Denotes member elected



<b>46th Legislative District</b>	<b>Total Votes Cast For Office</b>	<b>•Bernard S. Cohen (D)</b>	<b>Elizabeth C. "Betty" McCann (R)</b>	<b>Write-In Votes</b>
Fairfax County (part) .....	↓	503 7,337	521 5,268	
Alexandria (part) .....				
<b>TOTAL</b> .....	13,629	*7,840 57.5	5,789 42.4	
<b>Percentage of Vote</b> .....				
<b>47th Legislative District</b>		<b>•James F. Almand (D)</b>		<b>Write-In Votes</b>
Arlington (part) .....	↓	10,194 879		7
Fairfax County (part) .....				2
<b>TOTAL</b> .....	11,082	*11,073 99.9		9
<b>Percentage of Vote</b> .....				
<b>48th Legislative District</b>		<b>•Mary A. Marshall (D)</b>	<b>David M. Mason (R)</b>	<b>Write-In Votes</b>
Arlington (part) .....	↓	10,365	6,830	1
<b>TOTAL</b> .....	17,196	*10,365 60.2	6,830 39.7	1
<b>Percentage of Vote</b> .....				

•Denotes incumbent

\*Denotes member elected



<b>49th Legislative District</b>		Total Votes Cast For Office	•Warren G. Stambaugh (D)			Write-In Votes
Arlington (part) .....	↓		10,664			19
TOTAL .....	10,683		*10,664 99.8			19 .1
Percentage of Vote .....						
<b>50th Legislative District</b>			John E. Bonfadini (D)	•Harry J. Parrish (R)		Write-In Votes
Prince William (part) .....	↓		2,770	3,544		2
Manassas .....			1,322	2,142		
Manassas Park .....			415	468		
TOTAL .....	10,663		4,507 42.2	*6,154 57.7		2
Percentage of Vote .....						
<b>51st Legislative District</b>			•David G. Brickley (D)	F. Clancy McQuigg (R)		Write-In Votes
Prince William (part) .....	↓		6,915	4,158		
TOTAL .....	11,073		*6,915 62.4	4,158 37.5		
Percentage of Vote .....						

•Denotes incumbent

\*Denotes member elected

<b>52nd Legislative District</b>		Total Votes Cast For Office	•Floyd C. Bagley (D)	J. A. "Jack" Rollison III (R)	Write-In Votes
Prince William (part) .....		➔	4,750	4,031	
TOTAL .....		8,781	*4,750 54.0	4,031 45.9	
Percentage of Vote .....					
<b>53rd Legislative District</b>				•Thomas M. Moncure, Jr. (R)	Write-In Votes
Fauquier (part) .....		➔		906	18
Stafford (part) .....				5,882	5
Fredericksburg (part) .....				1,259	
TOTAL .....		8,070		*8,047 99.7	23 .2
Percentage of Vote .....					
<b>54th Legislative District</b>			•Robert W. Ackerman (D)		Write-In Votes
Caroline (part) .....		➔	2,179		1
Spotsylvania .....			4,840		2
Fredericksburg (part) .....			722		
TOTAL .....		7,744	*7,741 99.9		3
Percentage of Vote .....					

•Denotes incumbent

\*Denotes member elected

55th Legislative District	Total Votes Cast For Office	•Frank D. Hargrove (R)	Write-In Votes
Caroline (part) .....	↓	655	1
Hanover .....		11,465	14
TOTAL .....	12,135	*12,120	15
Percentage of Vote .....		99.8	.1
56th Legislative District		•V. Earl Dickinson (D)	Write-In Votes
Fluvanna .....	↑	1,576	2
Goochland .....		2,626	9
Louisa .....		3,282	
Powhatan .....		1,962	
TOTAL .....	9,457	*9,446	11
Percentage of Vote .....		99.8	.1
57th Legislative District		•Mitchell Van Yahres (D)	Write-In Votes
Albemarle (part) .....	↓	2,118	26
Charlottesville .....		6,736	43
TOTAL .....	8,923	*8,854	69
Percentage of Vote .....		99.2	.7

•Denotes incumbent  
\*Denotes member elected

58th Legislative District ‡(Recount)	Total Votes Cast For Office	•James B. Murray (D)	George F. Allen (R)	Write-In Votes
Albemarle (part) .....	↓	5,034	5,547	2
Nelson .....		1,838	1,350	
TOTAL .....	13,771	6,872	*6,897	2
Percentage of Vote .....		49.9	50.0	
59th Legislative District		•Claude W. Anderson (D)		Write-In Votes
Amelia .....	↓	1,548		
Appomattox .....		1,880		5
Buckingham .....		2,007		1
Cumberland .....		951		1
Prince Edward (part) .....		2,039		
TOTAL .....	8,432	*8,425		7
Percentage of Vote .....		99.9		
60th Legislative District		•Franklin M. Slayton (D)		Write-In Votes
Charlotte .....	↓	2,138		2
Halifax .....		4,037		11
Lunenburg (part) .....		163		
Prince Edward (part) .....		205		
South Boston .....		1,473		3
TOTAL .....	8,032	*8,016		16
Percentage of Vote .....		99.8		.1

•Denotes incumbent

\*Denotes member elected

‡Results of recount held on December 28, 1982 in Albemarle County Circuit Court upon the appeal of Mr. Murray (\$24,124.99 of the Code). Results remained the same.

<b>61st Legislative District</b>		Total Votes Cast For Office	•Lewis W. Parker, Jr. (D)	John R. Smyth (R)		Write-In Votes
Lunenburg (part) .....		↓	1,553	1,532		
Mecklenburg .....			4,915	2,382		
Nottoway .....			2,280	1,834		1
<b>TOTAL</b> .....		14,497	*8,748	5,748		1
Percentage of Vote .....			60.3	39.6		
<b>62nd Legislative District</b>			•R. Beasley Jones (D)		W. Harrison Land (I)	Write-In Votes
Brunswick .....		↓	2,279		2,041	
Dinwiddie (part) .....			2,777		359	
Greensville .....			1,667		1,081	
Sussex .....			1,704		1,188	
Emporia .....			1,080		325	
<b>TOTAL</b> .....		14,501	*9,507		4,994	
Percentage of Vote .....			65.5		34.4	
<b>63rd Legislative District</b>			Jay W. DeBoer (D)	Garland L. Bigley (R)		Write-In Votes
Dinwiddie (part) .....		↓	1,379	1,160		
Prince George (part) .....			16	40		1
Petersburg .....			7,110	4,232		
<b>TOTAL</b> .....		13,938	*8,505	5,432		1
Percentage of Vote .....			61.0	38.9		

•Denotes incumbent

\*Denotes member elected

<b>64th Legislative District</b>	<b>Total Votes Cast For Office</b>	<b>•C. Hardaway Marks (D)</b>	<b>Lidge O. J. Johnson (R)</b>	<b>Write-In Votes</b>
Charles City .....	↓	1,260	432	6
Prince George (part) .....		2,270	2,018	
Hopewell .....		3,764	2,438	
<b>TOTAL .....</b>	<b>12,188</b>	<b>*7,294</b>	<b>4,888</b>	<b>6</b>
<b>Percentage of Vote .....</b>		<b>59.8</b>	<b>40.1</b>	
<b>65th Legislative District</b>				<b>Write-In Votes</b>
Chesterfield (part) .....	↓		14,656	2
<b>TOTAL .....</b>	<b>14,658</b>		<b>*14,656</b>	<b>2</b>
<b>Percentage of Vote .....</b>			<b>99.9</b>	
<b>66th Legislative District</b>		<b>John G. "Chip" Dicks III (D)</b>	<b>•Robert E. Russell (R)</b>	<b>Write-In Votes</b>
Chesterfield (part) .....	↓	4,431	4,257	
Colonial Heights .....		2,522	2,594	
<b>TOTAL .....</b>	<b>13,804</b>	<b>*6,953</b>	<b>6,851</b>	
<b>Percentage of Vote .....</b>		<b>50.3</b>	<b>49.6</b>	

•Denotes incumbent

\*Denotes member elected

67th Legislative District	Total Votes Cast For Office	N. Leslie Saunders, Jr. (D)	•George W. Jones (R)	Write-In Votes
Chesterfield (part) .....	↓	5,520	7,196	
TOTAL .....	12,716	5,520 43.4	*7,196 56.5	
Percentage of Vote .....				
68th Legislative District		•Walter H. Emroch (D)	Joseph B. Benedetti (R)	Write-In Votes
Richmond City (part) .....	↓	8,952	9,565	8
TOTAL .....	18,525	8,952 48.3	*9,565 51.6	8
Percentage of Vote .....				
69th Legislative District		•Franklin P. Hall (D)	G. R. “Dick” Wainwright (R)	Write-In Votes
Richmond City (part) .....	↓	9,552	6,915	1
TOTAL .....	16,468	*9,552 58.0	6,915 41.9	1
Percentage of Vote .....				

•Denotes incumbent

\*Denotes member elected



<b>70th Legislative District</b>		Total Votes Cast For Office	• James S. Christian, Jr. (D)			Write-In Votes
Richmond City (part) .....		↓	8,959			
TOTAL .....		8,959	*8,959 100.0			
Percentage of Vote .....						
<b>71st Legislative District</b>			• Benjamin J. Lambert III (D)			Write-In Votes
Richmond City (part) .....		↓	12,878			5
TOTAL .....		12,883	*12,878 99.9			5
Percentage of Vote .....						
<b>72nd Legislative District</b>			• Ralph L. "Bill" Axelle, Jr. (D)			Write-In Votes
Henrico (part) .....		↓	13,893			9
TOTAL .....		13,902	*13,893 99.9			9
Percentage of Vote .....						

• Denotes incumbent

\* Denotes member elected

73rd Legislative District		Total Votes Cast For Office	•Robison B. "Rob" James (D)	Walter A. Stosch (R)	Write-In Votes
Henrico (part) .....		↓	7,888	8,121	1
TOTAL .....		16,010	7,888	*8,121	1
Percentage of Vote .....			49.2	50.7	
74th Legislative District			•Robert B. Ball, Sr. (D)		Write-In Votes
Henrico (part) .....		↓	8,583		3
TOTAL .....		8,586	*8,583		3
Percentage of Vote .....			99.9		
75th Legislative District			•J. Paul Council, Jr. (D)		Write-In Votes
Isle of Wight .....		↓	4,204		
Southampton .....			4,222		
Surry .....			1,145		
Franklin City .....			776		2
TOTAL .....		11,349	*11,347		2
Percentage of Vote .....			99.9		

•Denotes incumbent

\*Denotes member elected