

SEP 27 1983

VIRGINIA

COMMONWEALTH OF VIRGINIA
OFFICIAL ELECTION RESULTS
1982

GENERAL & SPECIAL ELECTIONS

November 2, 1982

UNITED STATES SENATOR

MEMBERS OF CONGRESS

MEMBERS OF HOUSE OF DELEGATES

PROPOSED AMENDMENTS TO THE CONSTITUTION

PRIMARY ELECTIONS

June 8, 1982

MEMBER OF CONGRESS, TENTH DISTRICT

SPECIAL PRIMARY ELECTIONS

September 7, 1982

MEMBERS OF HOUSE OF DELEGATES

SPECIAL ELECTIONS

December 28, 1982

SENATE OF VIRGINIA, SECOND DISTRICT

January 11, 1983

SENATE OF VIRGINIA, THIRTY-NINTH DISTRICT

HOUSE OF DELEGATES, SEVENTIETH DISTRICT

HOUSE OF DELEGATES, NINETY-FIFTH DISTRICT



Compiled From Official Records By

JOAN S. MAHAN
Secretary of the State Board of Elections

25th Legislative District		Total Votes Cast For Office	• A. R. "Pete" Giesen, Jr. (R)	Write-In Votes
Augusta (part)		↓	2,652	3
Staunton			3,817	1
Waynesboro			2,953	
TOTAL		9,426	*9,422 99.9	4
Percentage of Vote				
26th Legislative District			David F. Garber (D)	Write-In Votes
Augusta (part)		↓	2,599	
Bath			692	
Highland			457	
Rockingham (part)			1,204	
TOTAL		12,559	4,952 39.4	
Percentage of Vote				
27th Legislative District			Roger A. Ritchie (D)	Write-In Votes
Rockingham (part)		↓	3,255	4
Harrisonburg			1,756	1
TOTAL		12,240	5,011 40.9	5
Percentage of Vote				




• Denotes incumbent

* Denotes member elected

28th Legislative District		Total Votes Cast For Office	• I. Clinton Miller (R)	Write-In Votes
Page		↓	3,202	2
Rockingham (part)			1,096	1
Shenandoah			6,403	
TOTAL		10,704	*10,701 99.9	3
29th Legislative District			• Alson H. Smith, Jr. (D)	Write-In Votes
Frederick		↓	5,710	1
Winchester			3,774	5
TOTAL		9,490	*9,484 99.9	6
30th Legislative District			• George P. Beard, Jr. (R)	Write-In Votes
Culpeper (part)		↓	3,373	6
Greene			1,031	1
Madison			2,379	7
Orange			2,961	2
TOTAL		9,760	*9,744 99.8	16 .1

• Denotes incumbent

* Denotes member elected

31st Legislative District	Total Votes Cast For Office		•Raymond R. “Andy” Guest, Jr. (R)		Write-In Votes
Clarke			1,823		3
Culpeper (part)			571		1
Fauquier (part)			1,713		
Rappahannock			1,426		6
Warren			3,448		2
TOTAL	8,993		*8,981		12
Percentage of Vote			99.8		.1
32nd Legislative District		Donald W. Patterson, Jr. (D)	•Kenneth B. Rollins (R)		Write-In Votes
Fauquier (part)		2,162	1,927		
Loudoun (part)		4,284	5,592		
TOTAL	13,965	6,446	*7,519		
Percentage of Vote		46.1	53.8		
33rd Legislative District		Marie W. Ridder (D)	•Robert T. Andrews (R)		Write-In Votes
Fairfax County (part)		3,788	5,376		
Loudoun (part)		2,271	2,460		
TOTAL	13,895	6,059	*7,836		
Percentage of Vote		43.6	56.3		

•Denotes incumbent

*Denotes member elected

34th Legislative District	Total Votes Cast For Office	Joseph W. McDonald (D)	•Vincent F. Callahan, Jr. (R)	Write-In Votes
Fairfax County (part)	↓	5,615	9,066	
Falls Church.....		1,535	1,847	
TOTAL	18,063	7,150	*10,913	
Percentage of Vote		39.5	60.4	
35th Legislative District		•Dorothy S. McDiarmid (D)	James N. Burroughs (R)	Write-In Votes
Fairfax County (part)	↓	8,865	6,355	2
TOTAL	15,222	*8,865	6,355	2
Percentage of Vote		58.2	41.7	
36th Legislative District		•Kenneth R. Plum (D)	M. F. “Frank” Ruppert (R)	Write-In Votes
Fairfax County (part)	↓	10,025	5,468	
TOTAL	15,493	*10,025	5,468	
Percentage of Vote		64.7	35.2	

•Denotes incumbent

*Denotes member elected

37th Legislative District		Total Votes Cast For Office	James W. Benson (D)	Stephen E. Gordy (R)	Write-In Votes
Fairfax County (part)		↓	4,633	5,670	14
Fairfax City			2,903	2,604	5
TOTAL		15,829	7,536	*8,274	19
Percentage of Vote			47.6	52.2	.1
38th Legislative District			Nora Anderson Squyres (D)	•Gwendalyn F. (Gwen) Cody (R)	Write-In Votes
Fairfax County (part)		↓	*8,529	8,349	3
TOTAL		16,881	8,529	8,349	3
Percentage of Vote			50.5	49.4	
39th Legislative District			•Vivian E. Watts (D)	Eric G. Mansfield, Jr. (R)	Write-In Votes
Fairfax County (part)		↓	10,337	5,991	
TOTAL		16,328	*10,337	5,991	
Percentage of Vote			63.3	36.6	

•Denotes incumbent

*Denotes member elected

40th Legislative District		Total Votes Cast For Office	C. J. "Brad" Bradshaw (D)	•Robert E. "Bob" Harris (R)	Write-In Votes
Fairfax County (part)		↓	4,807 506	8,421 792	
Prince William (part)					
TOTAL		14,526	5,313 36.5	*9,213 63.4	
Percentage of Vote					
41st Legislative District				•James H. (Jim) Dillard II (R)	Write-In Votes
Fairfax County (part)		↓		9,953	19
TOTAL		9,972		*9,953 99.8	19 .1
Percentage of Vote					
42nd Legislative District			Mark L. Glaser (D)	•Warren E. Barry (R)	Write-In Votes
Fairfax County (part)		↓	4,776	7,930	
TOTAL		12,706	4,776 37.5	*7,930 62.4	
Percentage of Vote					

•Denotes incumbent

*Denotes member elected

43rd Legislative District		Total Votes Cast For Office	•Gladys B. Keating (D)	Douglas E. "Doug" Brown (R)	Write-In Votes
Fairfax County (part)		➔	7,621	4,831	1
TOTAL		12,453	*7,621 61.1	4,831 38.7	1
Percentage of Vote					
44th Legislative District			David L. (Dave) Temple, Jr. (D)	•Frank Medico (R)	Write-In Votes
Fairfax County (part)		➔	7,189	9,147	
TOTAL		16,336	7,189 44.0	*9,147 55.9	
Percentage of Vote					
45th Legislative District			•Marian A. Van Landingham (D)	Linda H. Michael (R)	Write-In Votes
Alexandria (part)		➔	9,030	6,135	
TOTAL		15,165	*9,030 59.5	6,135 40.4	
Percentage of Vote					

•Denotes incumbent

*Denotes member elected

46th Legislative District	Total Votes Cast For Office	•Bernard S. Cohen (D)	Elizabeth C. "Betty" McCann (R)	Write-In Votes
Fairfax County (part)	↓	503	521	
Alexandria (part)		7,337	5,268	
TOTAL	13,629	*7,840	5,789	
Percentage of Vote		57.5	42.4	
47th Legislative District		•James F. Almand (D)		Write-In Votes
Arlington (part)	↓	10,194		7
Fairfax County (part)		879		2
TOTAL	11,082	*11,073		9
Percentage of Vote		99.9		
48th Legislative District		•Mary A. Marshall (D)	David M. Mason (R)	Write-In Votes
Arlington (part)	↓	10,365	6,830	1
TOTAL	17,196	*10,365	6,830	1
Percentage of Vote		60.2	39.7	

•Denotes incumbent

*Denotes member elected

49th Legislative District	Total Votes Cast For Office	•Warren G. Stambaugh (D)		Write-In Votes
Arlington (part)	↓	10,664		19
TOTAL	10,683	*10,664 99.8		19 .1
Percentage of Vote				
50th Legislative District		John E. Bonfadini (D)	•Harry J. Parrish (R)	Write-In Votes
Prince William (part)	↓	2,770	3,544	2
Manassas		1,322	2,142	
Manassas Park		415	468	
TOTAL	10,663	4,507 42.2	*6,154 57.7	2
Percentage of Vote				
51st Legislative District		•David G. Brickley (D)	F. Clancy McQuigg (R)	Write-In Votes
Prince William (part)	↓	6,915	4,158	
TOTAL	11,073	*6,915 62.4	4,158 37.5	
Percentage of Vote				

•Denotes incumbent

*Denotes member elected

52nd Legislative District		Total Votes Cast For Office	•Floyd C. Bagley (D)	J. A. "Jack" Rollison III (R)	Write-In Votes
Prince William (part)		➔	4,750	4,031	
TOTAL		8,781	*4,750 54.0	4,031 45.9	
Percentage of Vote					
53rd Legislative District				•Thomas M. Moncure, Jr. (R)	Write-In Votes
Fauquier (part)		➔		906	18
Stafford (part)				5,882	5
Fredericksburg (part)				1,259	
TOTAL		8,070		*8,047 99.7	23 .2
Percentage of Vote					
54th Legislative District			•Robert W. Ackerman (D)		Write-In Votes
Caroline (part)		➔	2,179		1
Spotsylvania			4,840		2
Fredericksburg (part)			722		
TOTAL		7,744	*7,741 99.9		3
Percentage of Vote					

•Denotes incumbent

*Denotes member elected

55th Legislative District	Total Votes Cast For Office	•Frank D. Hargrove (R)	Write-In Votes
Caroline (part)	↓	655	1
Hanover		11,465	14
TOTAL	12,135	*12,120	15
Percentage of Vote		99.8	.1
56th Legislative District		•V. Earl Dickinson (D)	Write-In Votes
Fluvanna	↓	1,576	2
Goochland		2,626	9
Louisa		3,282	
Powhatan		1,962	
TOTAL	9,457	*9,446	11
Percentage of Vote		99.8	.1
57th Legislative District		•Mitchell Van Yahres (D)	Write-In Votes
Albemarle (part)	↓	2,118	26
Charlottesville		6,736	43
TOTAL	8,923	*8,854	69
Percentage of Vote		99.2	.7

•Denotes incumbent

*Denotes member elected

58th Legislative District ‡(Recount)	Total Votes Cast For Office	•James B. Murray (D)	George F. Allen (R)	Write-In Votes
Albemarle (part)	↓	5,034	5,547	2
Nelson		1,838	1,350	
TOTAL	13,771	6,872	*6,897	2
Percentage of Vote		49.9	50.0	
59th Legislative District		•Claude W. Anderson (D)		Write-In Votes
Amelia	↓	1,548		
Appomattox		1,880		5
Buckingham		2,007		1
Cumberland		951		1
Prince Edward (part)		2,039		
TOTAL	8,432	*8,425		7
Percentage of Vote		99.9		
60th Legislative District		•Franklin M. Slayton (D)		Write-In Votes
Charlotte	↓	2,138		2
Halifax		4,037		11
Lunenburg (part)		163		
Prince Edward (part)		205		
South Boston		1,473		3
TOTAL	8,032	*8,016		16
Percentage of Vote		99.8		.1

•Denotes incumbent

*Denotes member elected

‡Results of recount held on December 28, 1982 in Albemarle County Circuit Court upon the appeal of Mr. Murray (\$24,124.99 of the Code). Results remained the same.

61st Legislative District		Total Votes Cast For Office	•Lewis W. Parker, Jr. (D)	John R. Smyth (R)		Write-In Votes
Lunenburg (part)		↓	1,553	1,532		
Mecklenburg			4,915	2,382		
Nottoway			2,280	1,834		1
TOTAL		14,497	*8,748	5,748		1
Percentage of Vote			60.3	39.6		
62nd Legislative District			•R. Beasley Jones (D)		W. Harrison Land (I)	Write-In Votes
Brunswick		↓	2,279		2,041	
Dinwiddie (part)			2,777		359	
Greensville			1,667		1,081	
Sussex			1,704		1,188	
Emporia			1,080		325	
TOTAL		14,501	*9,507		4,994	
Percentage of Vote			65.5		34.4	
63rd Legislative District			Jay W. DeBoer (D)	Garland L. Bigley (R)		Write-In Votes
Dinwiddie (part)		↓	1,379	1,160		
Prince George (part)			16	40		1
Petersburg			7,110	4,232		
TOTAL		13,938	*8,505	5,432		1
Percentage of Vote			61.0	38.9		

•Denotes incumbent

*Denotes member elected

64th Legislative District	Total Votes Cast For Office	•C. Hardaway Marks (D)	Lidge O. J. Johnson (R)	Write-In Votes
Charles City	↓	1,260	432	6
Prince George (part)		2,270	2,018	
Hopewell		3,764	2,438	
TOTAL	12,188	*7,294	4,888	6
Percentage of Vote		59.8	40.1	
65th Legislative District			•John C. Watkins (R)	Write-In Votes
Chesterfield (part)	↓		14,656	2
TOTAL	14,658		*14,656	2
Percentage of Vote			99.9	
66th Legislative District		John G. "Chip" Dicks III (D)	•Robert E. Russell (R)	Write-In Votes
Chesterfield (part)	↓	4,431	4,257	
Colonial Heights		2,522	2,594	
TOTAL	13,804	*6,953	6,851	
Percentage of Vote		50.3	49.6	

•Denotes incumbent

*Denotes member elected

67th Legislative District	Total Votes Cast For Office	N. Leslie Saunders, Jr. (D)	•George W. Jones (R)	Write-In Votes
Chesterfield (part)	↓	5,520	7,196	
TOTAL	12,716	5,520 43.4	*7,196 56.5	
Percentage of Vote				
68th Legislative District		•Walter H. Emroch (D)	Joseph B. Benedetti (R)	Write-In Votes
Richmond City (part)	↓	8,952	9,565	8
TOTAL	18,525	8,952 48.3	*9,565 51.6	8
Percentage of Vote				
69th Legislative District		•Franklin P. Hall (D)	G. R. “Dick” Wainwright (R)	Write-In Votes
Richmond City (part)	↓	9,552	6,915	1
TOTAL	16,468	*9,552 58.0	6,915 41.9	1
Percentage of Vote				

•Denotes incumbent

*Denotes member elected

70th Legislative District		Total Votes Cast For Office	• James S. Christian, Jr. (D)			Write-In Votes
Richmond City (part)		↓	8,959			
TOTAL		8,959	*8,959 100.0			
Percentage of Vote						
71st Legislative District			• Benjamin J. Lambert III (D)			Write-In Votes
Richmond City (part)		↓	12,878			5
TOTAL		12,883	*12,878 99.9			5
Percentage of Vote						
72nd Legislative District			• Ralph L. "Bill" Axelle, Jr. (D)			Write-In Votes
Henrico (part)		↓	13,893			9
TOTAL		13,902	*13,893 99.9			9
Percentage of Vote						

• Denotes incumbent

* Denotes member elected