

COMMONWEALTH OF VIRGINIA
OFFICIAL ELECTION RESULTS
1994

GENERAL ELECTIONS

November 8, 1994
UNITED STATES SENATE
UNITED STATES HOUSE OF REPRESENTATIVES

PRIMARY ELECTIONS

June 14, 1994
UNITED STATES SENATE
UNITED STATES HOUSE OF REPRESENTATIVES, 2nd District

SPECIAL ELECTIONS

February 15, 1994
SENATE OF VIRGINIA, 11th District

March 8, 1994
HOUSE OF DELEGATES, 27th District

November 8, 1994
PROPOSED CONSTITUTIONAL AMENDMENTS



JK
3992
.034
1994
cop. 2

Compiled From Official Records By
MICHAEL G. BROWN
Secretary of the State Board of Elections

OFFICIAL RESULTS
GENERAL ELECTION - NOVEMBER 8, 1994

UNITED STATES SENATE

1st Congressional District	Total Votes Cast For Office	*Charles S. ROBB (D)	Oliver L. "Ollie" NORTH (R)	J. Marshall COLEMAN (I)	L Douglas WILDER (I)	Write-In Votes
Accomack		3,838	5,299	1,119	2	0
Caroline		3,139	2,458	616	1	2
Gloucester		4,124	5,179	1,485	0	6
Hanover (part)		4,523	9,994	2,022	0	3
James City		7,499	6,411	2,155	0	2
King George		1,762	2,110	709	0	0
Lancaster		1,665	2,379	628	0	2
Mathews		1,506	1,852	518	0	0
Middlesex		1,517	1,915	445	0	0
Northampton		2,244	1,714	526	0	1
Northumberland		1,690	2,404	475	2	0
Richmond County		806	1,321	306	0	0
Spotsylvania (part)		4,352	5,715	1,740	2	10
Stafford		6,920	9,994	3,196	2	7
Westmoreland		2,137	2,109	509	0	1
York		7,081	7,438	2,551	0	9
Fredericksburg		2,731	1,859	754	0	2
Hampton (part)		10,030	9,326	2,958	3	6
Newport News (part) ...		11,051	12,256	3,626	0	9
Poquoson		1,444	2,587	709	0	3
Williamsburg		1,831	884	333	0	4
TOTAL	204,553	81,890	95,204	27,380	12	67
Percentage of Vote ...		40.0%	46.5%	13.4%		

◆ Denotes Incumbent

UNITED STATES SENATE						
2nd Congressional District	Total Votes Cast For Office	*Charles S. ROBB (D)	Oliver L. "Ollie" NORTH (R)	J. Marshall COLEMAN (I)	L Douglas WILDER (I)	Write-In Votes
Norfolk (part)	▼	19,273	12,286	4,091	0	43
Virginia Beach (part) ...		43,653	45,033	13,522	0	112
TOTAL	136,013	62,926	57,319	17,613	0	155
Percentage of Vote ...		45.6%	41.5%	12.8%		0.1%

◆ Denotes Incumbent

UNITED STATES SENATE

3rd Congressional District	Total Votes Cast For Office	*Charles S. ROBB (D)	Oliver L. "Ollie" NORTH (R)	J. Marshall COLEMAN (I)	L. Douglas WILDER (I)	Write-In Votes
Charles City	→	1,676	607	141	0	0
Essex		1,298	1,455	255	0	0
Henrico (part)		11,100	4,618	1,171	0	16
King and Queen		1,213	1,016	238	0	0
King William		1,588	2,165	450	0	1
New Kent		1,701	2,519	539	0	1
Ptfeice George (part) ...		246	539	75	0	1
Surry		1,572	847	232	0	1
Hampton (part)		12,673	3,579	1,275	4	4
Hopewell (part)		631	74	23	0	0
Newport News (part) ...		13,489	5,078	1,429	0	10
Norfolk (part)		14,711	2,292	847	0	10
Petersburg (part)		4,553	566	226	1	1
Portsmouth (part)		9,938	1,009	337	0	0
Richmond City (part) ...	27,947	4,690	1,742	0	11	
Suffolk (part)	339	310	66	0	0	
TOTAL	145,146	104,675	31,364	9,046	5	56
Percentage of Vote ...		72.1%	21.6%	6.2%		

◆ Denotes Incumbent

UNITED STATES SENATE

4th Congressional District	Total Votes Cast For Office	*Charles S. ROBB (D)	Oliver L. "Ollie" NORTH (R)	J. Marshall COLEMAN (I)	L. Douglas WILDER (I)	Write-In Votes
Amelia	→	1,413	2,004	247	0	0
Brunswick		2,834	1,960	370	0	0
Chesterfield (part)		3,483	4,859	891	0	5
Dinwiddie		3,037	3,344	700	1	1
Goochland		2,470	3,295	600	0	0
Greensville		1,777	1,074	289	0	0
Isle of Wight		4,223	4,290	1,147	0	0
Louisa		2,962	3,362	817	0	0
Nottoway		2,179	2,252	449	0	0
Powhatan		1,712	3,888	560	0	3
Prince George (part)		2,378	3,863	701	0	0
Southampton		2,948	2,381	724	0	1
Sussex		1,962	1,198	292	0	0
Chesapeake		22,992	22,898	5,647	0	23
Colonial Heights		1,615	4,506	799	0	3
Emporia		849	823	157	0	0
Franklin City		1,570	882	316	3	0
Hopewell (part)		1,715	3,219	617	0	2
Petersburg (part)		2,676	1,581	375	3	0
Portsmouth (part)		9,638	7,963	2,177	0	1
Suffolk (part)	8,479	6,234	1,504	0	8	
Virginia Beach (part)	1,095	1,345	278	0	0	
TOTAL	190,939	84,007	87,221	19,657	7	47
Percentage of Vote ...		44.0%	45.7%	10.3%		


◆ Denotes Incumbent

UNITED STATES SENATE

5th Congressional District	Total Votes Cast For Office	*Charles S. ROBB (D)	Oliver L. "Ollie" NORTH (R)	J. Marshall COLEMAN (D)	L. Douglas WILDER (D)	Write-In Votes
Albemarle (part)		5,386	3,873	1,339	0	24
Appomattox		2,037	2,303	612	1	1
Bedford County (part) ..		4,862	7,020	1,976	9	2
Buckingham		1,974	1,964	394	0	0
Campbell		5,991	8,199	2,181	0	2
Charlotte		1,775	2,117	386	0	0
Cumberland		1,078	1,441	269	0	0
Fluvanna		2,004	2,476	709	1	2
Franklin County		5,661	6,063	2,275	0	12
Hallfax		3,630	4,572	729	12	0
Henry		7,220	8,179	1,958	7	4
Lunenburg		1,679	1,936	407	0	0
Mecklenburg		3,110	4,764	652	6	1
Nelson		2,370	1,673	551	0	2
Patrick		1,918	3,211	506	0	9
Pittsylvania		5,965	10,464	1,780	0	4
Prince Edward		2,408	2,473	583	2	0
Bedford City		1,004	854	300	1	1
Charlottesville		7,286	2,857	1,197	0	21
Danville		6,224	8,171	1,259	1	2
Martinsville	2,625	2,009	566	0	8	
South Boston	812	1,147	200	0	0	
TOTAL	185,749	77,019	87,766	20,829	40	95
Percentage of Vote ...		41.5%	47.2%	11.2%		0.1%


◆ Denotes Incumbent

UNITED STATES SENATE


6th Congressional District	Total Votes Cast For Office	*Charles S. ROBB (D)	Oliver L. "Ollie" NORTH (R)	J. Marshall COLEMAN (I)	L. Douglas WILDER (I)	Write-In Votes
Alleghany		1,994	2,174	578	1	0
Amherst		4,066	3,904	1,263	0	1
Augusta		4,757	12,580	1,813	1	11
Bath		673	904	233	0	2
Bedford County (part) ..		1,542	2,056	520	1	0
Botetourt		3,988	5,433	1,506	2	7
Highland		365	618	163	5	1
Roanoke County (part) ..		11,649	13,279	4,225	2	16
Rockbridge		2,660	2,718	846	0	2
Rockingham (part)		4,289	11,470	1,417	2	1
Buena Vista		824	710	206	0	0
Clifton Forge		825	537	174	0	0
Covington		1,192	806	291	0	0
Harrisonburg		2,897	4,091	730	0	4
Lexington		1,046	568	221	0	3
Lynchburg		9,917	8,397	2,468	0	2
Roanoke City		15,417	9,598	3,412	2	12
Salem		3,661	3,934	1,401	4	7
Staunton		2,856	4,217	659	0	2
Waynesboro		1,935	2,937	874	0	0
TOTAL	190,575	76,553	90,931	23,000	20	71
Percentage of Vote ...		40.2%	47.7%	12.1%		

◆ Denotes Incumbent

UNITED STATES SENATE

7th Congressional District	Total Votes Cast For Office	*Charles S. ROBB (D)	Oliver L. "Ollie" NORTH (R)	J. Marshall COLEMAN (I)	L. Douglas WILDER (I)	Write-In Votes	
Albemarle (part)		7,888	6,063	2,196	0	37	
Chesterfield (part)		20,931	42,180	8,414	0	77	
Culpeper		2,853	4,515	931	4	3	
Greene		1,104	1,923	485	0	4	
Hanover (part)		3,208	7,967	1,548	0	3	
Henrico (part)		23,000	39,039	8,749	0	95	
Madison		1,450	2,080	431	0	4	
Orange		2,952	3,433	907	0	2	
Spotsylvania (part)		2,588	3,853	1,098	0	3	
Richmond City (part)		12,386	11,884	2,818	0	22	
TOTAL		229,128	78,360	122,937	27,577	4	250
Percentage of Vote			34.2%	53.7%	12.0%		0.1%

UNITED STATES SENATE

8th Congressional District	Total Votes Cast For Office	*Charles S. ROBB (D)	Oliver L. "Ollie" NORTH (R)	J. Marshall COLEMAN (I)	L. Douglas WILDER (I)	Write-In Votes
Arlington		43,774	15,837	6,472	0	83
Fairfax County (part)		49,521	33,247	11,888	0	146
Alexandria		26,040	8,958	3,677	0	59
Falls Church		2,959	1,185	490	2	1
TOTAL		204,339	122,294	59,227	22,527	2
Percentage of Vote		59.8%	29.0%	11.0%		0.1%

◆ Denotes Incumbent

UNITED STATES SENATE

9th Congressional District	Total Votes Cast For Offices	*Charles S. ROBB (D)	Oliver L. "Ollie" NORTH (R)	J. Marshall COLEMAN (I)	L. Douglas WILDER (I)	Write-In Votes
Bland		680	1,327	236	0	0
Buchanan		4,670	3,171	408	1	0
Carroll		2,818	5,067	877	1	0
Craig		775	1,019	233	3	0
Dickenson		3,575	2,609	317	2	0
Floyd		1,719	2,217	563	0	0
Gilles		2,636	2,644	753	0	1
Grayson		2,062	2,966	510	0	1
Lee		3,581	3,634	379	3	0
Montgomery		9,718	8,458	2,850	0	9
Pulaski		4,627	5,264	1,544	1	7
Roanoke County (part) ..		1,935	2,458	835	0	0
Russell		4,367	3,746	533	1	0
Scott		2,835	4,458	686	1	1
Smyth		3,904	5,345	1,350	0	0
Tazewell		5,771	6,173	974	0	1
Washington		5,485	8,459	1,785	0	0
Wise		5,305	5,121	850	0	2
Wythe		2,985	4,385	1,307	0	0
Bristol		2,090	2,776	648	0	1
Galax	804	882	225	0	0	
Norton	673	463	132	0	0	
Radford	1,860	1,483	507	0	1	
TOTAL	177,539	74,875	84,125	18,502	13	24
Percentage of Vote ...		42.2%	47.4%	10.4%		

◆ Denotes Incumbent

UNITED STATES SENATE

10th Congressional District	Total Votes Cast For Office	*Charles S. ROBB (D)	Oliver L. "Ollie" NORTH (R)	J. Marshall COLEMAN (I)	L. Douglas WILDER (I)	Write-In Votes
Clarke		1,625	1,992	349	0	3
Fairfax County (part) ...		26,557	24,836	8,212	0	72
Fauquier		5,974	8,646	1,966	0	2
Frederick		4,533	8,700	1,660	0	4
Loudoun		14,980	16,129	4,443	3	25
Page		2,267	4,176	503	0	1
Prince William (part) ...		9,662	13,209	3,646	0	14
Rappahannock		1,133	1,271	203	4	1
Rockingham (part)		439	1,397	141	0	0
Shenandoah		3,409	6,532	1,548	1	1
Warren		2,963	4,161	793	0	2
Manassas		3,151	4,037	1,055	0	1
Manassas Park		369	631	149	0	5
Winchester		2,627	2,882	663	0	1
TOTAL	203,759	79,689	98,599	25,331	8	132
Percentage of Vote ...		39.1%	48.4%	12.4%		0.1%

◆ Denotes Incumbent

UNITED STATES SENATE						
11th Congressional District	Total Votes Cast For Office	*Charles S. ROBB (D)	Oliver L. "Ollie" NORTH (R)	J. Marshall COLEMAN (I)	L. Douglas WILDER (I)	Write-In Votes
Fairfax County (part) ...	↓	78,963	50,922	18,610	0	229
Prince William (part) ...		13,433	13,670	4,288	0	8
Fairfax City		3,692	2,928	964	2	14
TOTAL	167,723	96,088	67,520	23,862	2	251
Percentage of Vote ...		51.2%	36.0%	12.7%		0.1%
STATEWIDE TOTALS	2,057,463	*938,376	882,213	235,324	◆113	1,437
Percentage of Vote ..		45.6%	42.9%	11.4%		0.1%

◆ Denotes incumbent
* Denotes member elected

◆ On September 15, 1994, L. Douglas Wilder withdrew as a candidate for the United States Senate. By that time, the paper ballots in some counties and cities had been printed. This Board could not require any locality to reprint paper ballots to remove his name. The votes listed in these tabulations reflect votes cast for L. Douglas Wilder on paper ballots on which his name was printed. L. Douglas Wilder's name did not appear on any voting equipment ballot. Write-In votes cast for him are included in the Write-In Votes totals, as applicable.

RECAPITULATION

	Totals	Percents
STATEWIDE TOTAL		
Total Registered Voters	*3,000,560	
Total of Those Registered Who Voted	2,078,106	
Percent of Those Registered Who Voted		69.3
 UNITED STATES SENATOR		
Charles S. Robb (D)	938,376	45.6
Oliver L. "Ollie" North (R)	882,213	42.9
J. Marshall Coleman (I)	235,324	11.4
♦L. Douglas Wilder (I)	113	
Write-In Votes	1,437	.1
 TOTAL VOTE CAST	 2,057,463	
Percent of Votes Cast for Office to Total Votes Cast		99.0
Percent of Those Registered Who Voted		68.6

* Includes temporary registrants (131 statewide) for federal elections only.

♦ On September 15, 1994, L. Douglas Wilder withdrew as a candidate for the United States Senate. By that time, the paper ballots in some counties and cities had been printed. This Board could not require any locality to reprint paper ballots to remove his name. The votes listed above reflect votes cast for L. Douglas Wilder on paper ballots on which his name was printed. L. Douglas Wilder's name did not appear on any voting equipment ballot. Write-in votes cast for him are included in the Write-In Votes totals.

**OFFICIAL RESULTS
GENERAL ELECTION - NOVEMBER 8, 1994**

MEMBER, HOUSE OF REPRESENTATIVES						
1st Congressional District	Total Votes Cast For Office	Mary F. SINGCLAIR (D)	*Herbert H. "Herb" BATEMAN (R)	Matt B. VOORHEES (I)	Write-In Votes	
Accomack		2,029	7,072	233	0	
Caroline		1,650	3,862	154	1	
Gloucester		1,968	7,756	238	2	
Hanover (part)		2,753	12,165	394	3	
James City		4,437	10,361	326	1	
King George		851	3,393	123	1	
Lancaster		938	3,219	122	0	
Mathews		594	2,741	92	1	
Middlesex		674	2,718	93	0	
Northampton		1,338	2,659	72	0	
Northumberland		797	3,060	121	0	
Richmond County		348	1,813	40	0	
Spotsylvania (part)		3,225	7,843	296	1	
Stafford		5,457	13,278	545	0	
Westmoreland		1,183	2,863	125	1	
York		4,043	12,367	272	9	
Fredericksburg		2,020	2,871	84	2	
Hampton (part)		4,556	15,916	482	3	
Newport News (part)		4,438	21,524	414	3	
Poquoson		665	3,906	83	0	
Williamsburg		1,209	1,543	56	0	
TOTAL	192,496	45,173	*142,930	4,365	28	
Percentage of Vote		23.5	74.3	2.3		

◆ Denotes incumbent
* Denotes member elected

MEMBER, HOUSE OF REPRESENTATIVES

2nd Congressional District	Total Votes Cast For Office	♦ Owen B. PICKETT (D)	J. L. "Jim" CHAPMAN IV (R)	Write-In Votes
Norfolk (part)	↓	23,068	12,478	14
Virginia Beach (part)		58,304	43,897	41
TOTAL	137,802	*81,372	56,375	55
Percentage of Vote		59.0	40.9	

♦ Denotes Incumbent
 * Denotes member elected

MEMBER, HOUSE OF REPRESENTATIVES

3rd Congressional District	Total Votes Cast For Office	♦ Robert C. "Bobby" SCOTT (D)	Thomas E. "Tom" WARD (R)	Write-In Votes
Charles City		1,744	560	0
Essex		1,514	1,265	0
Hentico (part)		12,104	4,115	1
King and Queen		1,467	775	0
King William		2,078	1,859	0
New Kent		2,296	2,312	0
Prince George (part) ...		401	345	0
Surry		1,782	737	0
Hampton (part)		13,100	3,343	0
Hopewell (part)		554	59	0
Newport News (part) ...		14,899	4,864	1
Norfolk (part)		14,817	2,588	2
Petersburg (part)		4,458	435	0
Portsmouth (part)		9,776	949	0
Richmond City (part) ...		27,176	3,558	3
Suffolk (part)		366	316	1
TOTAL	136,620	♦ 108,532	28,080	8
Percentage of Vote ...		79.4	20.6	

♦ Denotes incumbent

* Denotes member elected

MEMBER, HOUSE OF REPRESENTATIVES

4th Congressional District	Total Votes Cast For Office	Norman SISISKY (D)	A. George SWEET III (R)	Write-In Votes
Amelia	—————→	1,933	1,603	0
Brunswick		3,644	1,220	0
Chesterfield (part)		5,401	3,776	2
Dixwilde		4,872	2,015	0
Goochland		3,233	2,856	0
Greensville		2,482	569	0
Isle of Wight		5,654	3,729	0
Louisa		3,665	3,090	0
Nottoway		3,255	1,332	0
Powhatan		2,797	3,201	0
Prince George (part) ...		4,330	2,437	2
Southampton		3,667	2,152	0
Sussex		2,439	691	0
Chesapeake		29,437	22,017	6
Colonial Heights		3,539	3,327	8
Emporia		1,321	454	0
Franklin City	1,765	936	0	
Hopewell (part)	3,201	2,140	0	
Petersburg (part)	3,624	929	0	
Portsmouth (part)	13,137	6,250	0	
Suffolk (part)	10,326	5,604	3	
Virginia Beach (part) ...	1,333	1,350	1	
TOTAL	186,755	*115,055	71,678	22
Percentage of Vote ...		61.6	38.4	

◆ Denotes incumbent
* Denotes member elected

MEMBER, HOUSE OF REPRESENTATIVES

5th Congressional District	Total Votes Cast For Office	♦ L. F. PAYNE, Jr. (D)	George C. LANDRITH III (R)	Write-In Votes
Albemarle (part)		6,148	4,171	19
Appomattox		2,612	2,123	0
Bedford (part)		6,205	7,048	0
Buckingham		2,501	1,624	0
Campbell		7,816	7,999	1
Charlotte		2,238	1,835	0
Cumberland		1,379	1,173	0
Fluvanna		2,627	2,432	0
Franklin County		7,524	5,893	0
Hallfax		4,426	4,111	0
Henry		8,626	8,197	1
Lunenburg		2,213	1,490	0
Mecklenburg		4,105	4,051	0
Nelson		3,270	1,300	0
Patrick		2,615	2,819	0
Pittsylvania		7,702	9,804	0
Prince Edward		2,893	2,215	0
Bedford City	1,197	856	0	
Charlottesville	7,794	3,328	11	
Danville	7,377	7,971	0	
Martinsville	3,025	2,027	2	
South Boston	1,015	1,088	0	
TOTAL	178,897	*95,308	83,555	34
Percentage of Vote		53.3	46.7	.1

♦ Denotes incumbent
 * Denotes member elected